

## DUMPER MK-A20 **COM IIIB** water cooled



### Main Features

- **Compact, simple and powerful** design
- **Hard rock and tunnelling** applications
- Great **power to weight** ratio
- **ROPS / FOPS** certified cabin
- **Diesel Particulate Filter (DPF)**
- Extremely robust **GHH frame and system design** resulting in lowest operating cost
- Customized **body designs and sizes** available
- **Proven technology** only
- **Efficient combination** with LF-6, LF-10 and LF-11H LHDs

## Technical Specification\*

### Main Dimensions

Length	9 417 mm
Width (at body)	2 200 mm
Height, laden (at body)	2 149 mm
Height, laden (above cabin)	2 555 mm
Body capacity (SAE heaped)	10.0 m <sup>3</sup>

### Engine

Manufacturer	Cummins
Type	QSB6.7
Design	Water cooled diesel engine
Power output	194 kW / 2 200 min <sup>-1</sup>
Air intake system	Dry air filter
Exhaust system	Catalyst, Particulate filter
Emission standard	COM IIIB / Tier 4 interim
Starter power / voltage	6.6 kW / 24 V
Alternator current / voltage	55 A / 28 V

### Engine option

Type	QSB6.7
Power	194 kW / 2 300 min <sup>-1</sup>
Exhaust system	Catalyst, silencer
Emission standard	COM IIIA / Tier 3

### Drive Train

#### Torque converter

Manufacturer	Dana
Type	Series CL 8 000
Design	Single stage with Lock-up

#### Power shift transmission

Manufacturer	Dana
Type	Series R 32 000
Design	Four gears forward / reverse

### Electrical Equipment

Operating voltage	24 V
Battery	2 x 12 V / 135 Ah

### Weights

Deadweight	18 955 kg
Payload	20 000 kg
Front axle, unladen	14 850 kg
Rear axle, unladen	4 105 kg
Front axle, laden	20 150 kg
Rear axle, laden	18 850 kg

### Wheels and Tires

#### Front wheels

Rim size	11.25 - 25 / 2.0
Tire size	16.00 - 25
Tire pressure	5.5 ± 0.1 bar

#### Rear wheels

Rim size	11.25 - 25 / 2.0
Tire size	16.00 - 25
Tire pressure	8.0 ± 0.1 bar

### Brakes (Service and Parking)

Design	Multi disk spring brake (SAHR)
--------	--------------------------------

### Axles

#### Front and rear

Manufacturer	Kessler
Type	D81
Differential	Standard

### Lighting System

Main / reverse headlights	75 / 70 W
Additional headlights	75 / 70 W

## Dump / Hoist Hydraulic System

Pump displacement volume	40.5 + 48.5 cm <sup>3</sup> /rev
System pressure	150 bar
Number of dump cylinders	1
Body raising, laden	7.0 s
Body lowering, unladen	7.5 s

## Steering Hydraulic System

Pump displacement volume	48.5 cm <sup>3</sup> /rev
System pressure	130 bar
Number of steering cylinders	2



## Tramming Capacities

Max. tramming speed (laden fwd/ rev on level road)	
1st gear	4.5 km/h / 4.8 km/h**
2nd gear	9.5 km/h / 10.0 km/h**
3rd gear	16.0 km/h / 17.5 km/h**
4th gear	26.5 km/h / 29.5 km/h**
Max. admissible gradient	25%

## Steering

Design	Swivel joint hydr. power steering
Steering angle	± 42°
Outer turn radius	8 165 ± 200 mm
Inner turn radius	5 023 ± 200 mm



## Filling Volumes

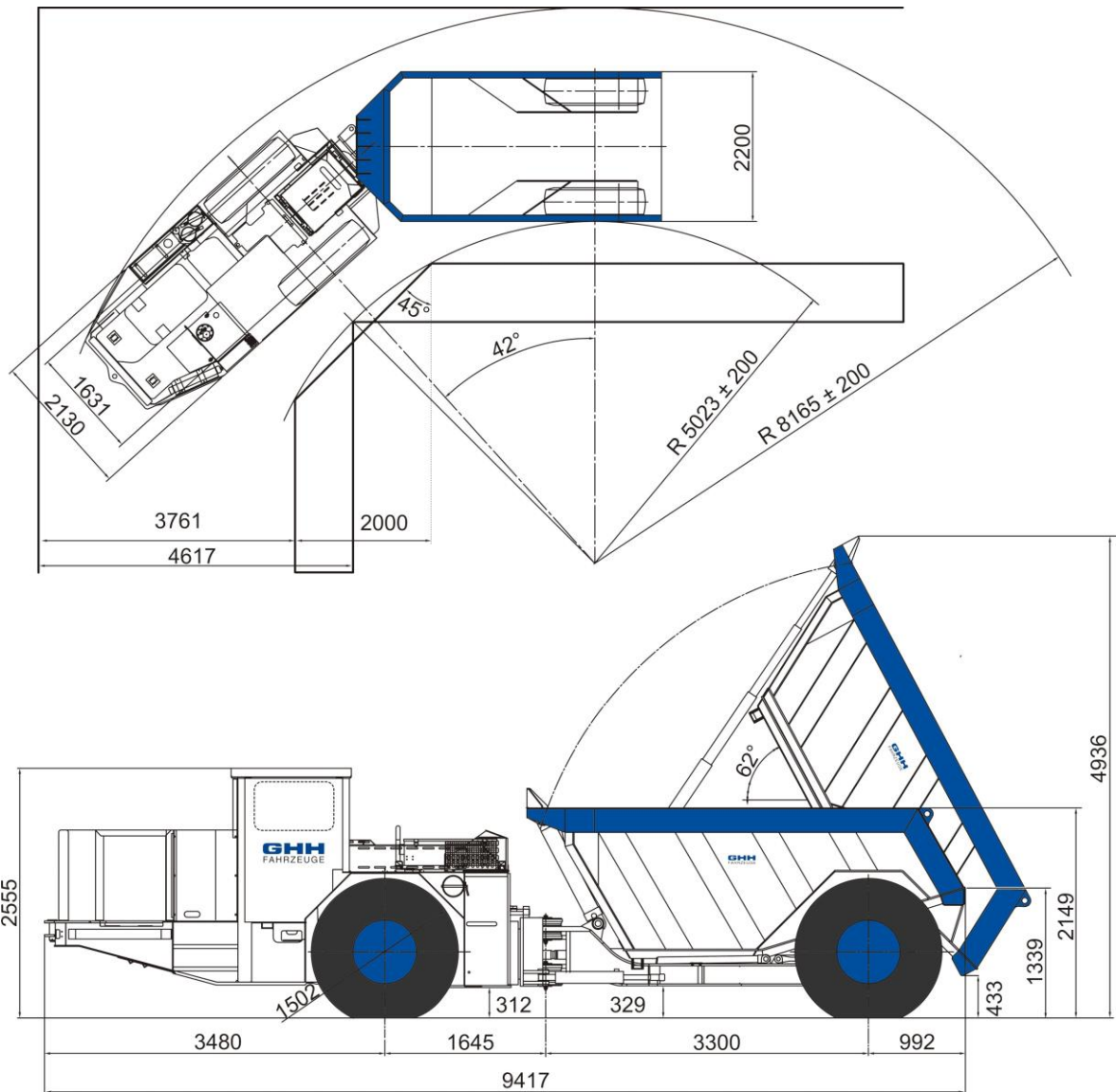
Fuel tank	280 l
Hydraulic tank	230 l
Engine with oil filter	31.5 l
Torque converter / power shift transmission	36.5 l
Front axle differential	15.0 l
Front axle planetary gear	2 x 3.0 l
Rear axle differential	18.5 l
Rear axle planetary gear	2 x 3.0 l

## Options

Central lubrication system	Heating system
Fire suppression, manual / auto	Air condition
Spare wheel	Tailgate
Collision avoidance system	Aggressive environment kit
Camera system	Closed cabin

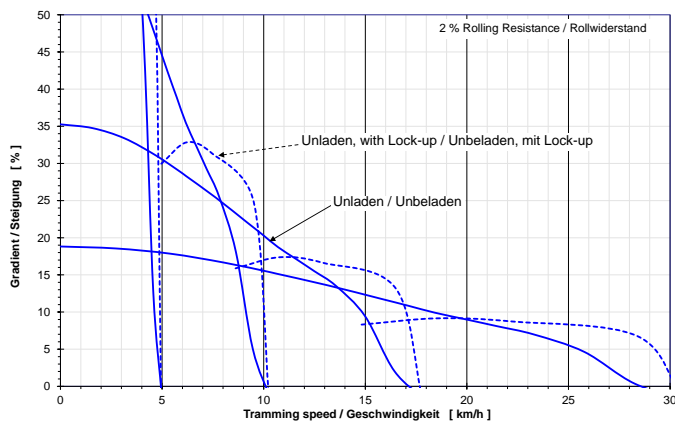
\*\* Converter / Lock-up mode



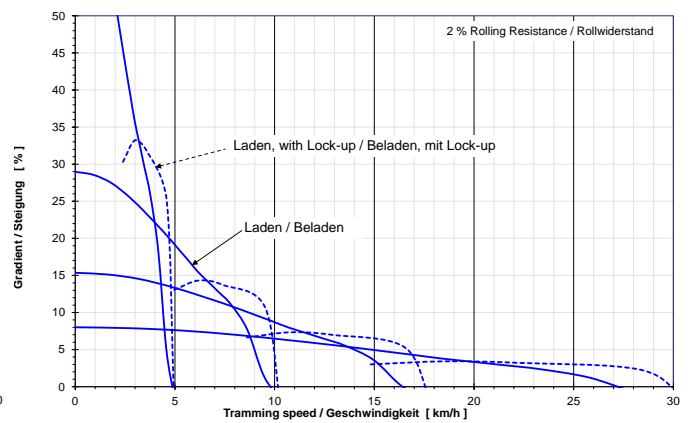


## Gradeability Diagram

### Unladen



### Laden



\* Changes may apply without prior notice.  
Featured machines in photos may include variations / additional equipment.